

RANGEmaster



BUILT-IN COLLECTION

RANGEmaster

Built-in Collection

Rangemaster's latest collection of appliances that make cooking a pleasure; simple choices that marry innovation with versatility and style with practicality.

The Rangemaster built-in range offers premium cooking and perfected functionality tested to meet the modern home's demands ensuring our products deliver perfect results without compromise.

Beautiful styling, refined finish and a finesse that promises to inspire you in the kitchen.

GET THE *look*



ECL6013PBLG/C
Eclipse 13 Function Touch Control + Pyrolytic



ECL45SCBL/BL
Eclipse Steam Oven



ECL14WDBL/BL
Eclipse Warming Drawer

OVEN FUNCTIONS*



LIGHT

Ideal for illumination of the cavity for cleaning, whilst food is cooling or simply to maintain ambient lighting in the kitchen.



DEFROST

A safer way to speed up the defrosting process. Using the fan to circulate unheated air around the cavity so you wont accidentally cook your food, like a microwave can.



GRILL

Ensures a high direct temperature for perfect toast or where browning of a dish is required.



FANNED GRILL

Enables the door to be closed for temperature controlled grilling. This ensures a more consistent result while preventing cooking smells from permeating the room.



TURBO GRILL

This programme uses the fan element with fan and top element to provide turbo power for fast and powerful heat and is ideal for roast meat and frozen fried foods.



FANNED

A fan oven draws air from the interior of the oven, heats it up and forces it back into the cavity again. The heat within a fan oven is evenly distributed for multi-level cooking and consistent results.



ECO

This function is designed to save energy during cooking.



CONVENTIONAL

This traditional cooking method uses heat sourced from both the top and bottom of the oven, this results in a natural convection process that centres the heat in the top of the oven.



DELICATE BAKE

Perfect for baking pastry blind or for an open tart to ensure a crisp base is achieved whilst cooking the filling.



TOP HEAT

Great for browning off pasta or dishes that are topped with cheese to create a perfect finish to your dish.



FAN ASSISTED

Utilising the conventional oven elements alongside the fan, this produces zoned cooking with the hottest zone being featured at the top of the oven.



DUO

Using the lower element and fan, this cooking method is great for a home-made pizza and also for pastry dishes such as bakewell tart or a savoury pie as you do not need to bake blind.



RAPID RESPONSE

A fast and intensive cook when you're in a hurry. Use for dishes that aren't temperature sensitive such as ready meals or simply for searing meats.



BASE HEAT

Using an element in the bottom only, the base heat can be used for slow gentle cooking or high heat for crisping up the base.



STEAM CLEAN

Procedure for cleaning the appliance when it is slightly soiled and not burned several times.

OVEN FEATURES



LARGE CAPACITY

Large 69L usable capacity as standard in our single cavity ovens.



SOFT CLOSE DOORS

Triple glazed oven doors as standard.



PREMIUM REFINEMENT

Premium black glass.



PYROLYTIC CLEANING

For ease of cleaning, the pyrolytic cleaning feature heats the oven interior to a high temperature, burning off any food residue and grease to a fine ash that can simply be wiped away once cool.



MEAT PROBE

Check the internal temperature of food such as meat or bread to ensure they are cooked thoroughly with the inclusive meat probe on the Eclipse single cavity ovens. The removable probe is connected via an outlet on the inside of the oven cavity.

*Not all functions feature on all products.

BUILT-IN SINGLE OVENS



6 FUNCTION

RMB606BL/SS

- 6 Functions
- Triple glazed
- Stainless steel trim
- 69L usable capacity
- Fully programmable
- Easy clean enamel
- A rated for energy efficiency
- 2 shelves
- 1 grill insert with baking tray
- 2 year warranty



13 FUNCTION PYROLYTIC

RMB6013PBL/SS

- 13 functions
- Pyrolytic cleaning
- Soft close door
- Triple glazed
- Stainless steel trim
- 69L usable capacity
- Touch control
- A rated for energy efficiency
- Fully programmable
- 2 shelves
- 1 grill insert with baking tray
- 2 year warranty



10 FUNCTION

RMB610BL/SS

- 10 Functions
- Triple glazed
- 69L usable capacity
- Fully programmable
- Easy clean enamel
- A rated for energy efficiency
- 2 shelves
- 1 grill insert with baking tray
- 2 year warranty



ECLIPSE 13 FUNCTION

ECL6013BLG/C

- 13 functions
- Meat probe
- Rotisserie attachment
- Touch control
- Triple glazed
- 69L usable capacity
- Fully programmable
- Easy clean enamel
- A rated for energy efficiency
- 2 shelves
- Telescopic runners
- 1 grill pan with trivet
- 2 year warranty



13 FUNCTION

RMB6013BL/SS

- 13 Functions
- Triple glazed
- Touch control
- 69L usable capacity
- Fully programmable
- Easy clean enamel
- A rated for energy efficiency
- 2 shelves
- 1 grill insert with baking tray
- 2 year warranty



ECLIPSE 13 FUNCTION PYROLYTIC

ECL6013PBLG/C

- 13 functions
- Pyrolytic cleaning
- Meat probe
- Touch control
- Triple glazed
- 69L usable capacity
- Fully programmable
- Easy clean enamel
- A rated for energy efficiency
- 2 shelves
- Telescopic runners
- 1 grill insert with baking tray
- 1 deep baking tray
- 2 year warranty



BUILT-UNDER DOUBLE OVENS



4 / 8 FUNCTION

RMB7248BL/SS

- 8 function main cavity
- 4 function second cavity
- Stainless Steel bar handle
- 80L combined capacity 45/35
- Triple glazed removable door
- Stainless Steel rotary control
- A/A rated for energy efficiency
- 24hr Programmable LED display
- Easy clean enamel
- 3 shelves
- 1 grill pan / 1 roasting tray
- 2 year warranty



4 / 8 FUNCTION

RMB9048BL/SS

- 8 function main cavity
- 4 function second cavity
- Stainless Steel bar handle
- 91L combined capacity 56/35
- Triple glazed removable doors
- Stainless Steel rotary control
- A/A rated for energy efficiency
- 24hr Programmable LED display
- Easy clean enamel
- 3 shelves
- 1 grill pan / 1 roasting tray
- 2 year warranty



4 / 5 FUNCTION

RMB7245BL/SS

- 5 function main cavity
- 4 function second cavity
- Stainless Steel bar handle
- 80L combined capacity 45/35
- Triple glazed removable doors
- Stainless Steel rotary control
- A/A rated for energy efficiency
- 24hr Programmable LED display
- Easy clean enamel
- 3 shelves
- 1 grill pan / 1 roasting tray
- 2 year warranty



4 / 5 FUNCTION

RMB9045BL/SS

- 5 function main cavity
- 4 function second cavity
- Stainless Steel bar handle
- 91L combined capacity 56/35
- Triple glazed removable doors
- Stainless Steel rotary control
- A/A rated for energy efficiency
- 24hr Programmable LED display
- Easy clean enamel
- 3 shelves
- 1 grill pan / 1 roasting tray
- 2 year warranty



REFRIGERATION

Complement your oven and hob with Rangemaster's selection of freestanding fridge freezers. The cooling range includes a variety of features and functions such as Even Circ and Rangefresh to keep fresh and frozen food at its best, for longer.



PAIR WITH A RANGEMASTER BUILT-IN HOB

Complementary ceramic, gas on stainless, gas on glass and induction hobs will make the perfect partner in your kitchen.



PREMIUM STEAM

RMB45SCBL/SS

- 8 Functions
- Touch control
- A rated for energy efficiency
- Programmable white LED display
- 1 perforated tray
- 1 solid tray
- 1 wire shelf
- 2 year warranty



PREMIUM STEAM

ECL45SCBL/BL

- 8 Functions
- Touch control
- A rated for energy efficiency
- Programmable white LED display
- 1 perforated tray
- 1 solid tray
- 1 wire shelf
- 2 year warranty



GETTING THE MOST FROM STEAM COOKING

Utilising the latest in premium technology, the forced steam system tailors the steam delivery to provide perfect results on any dish. Healthy, easy and flavour packed; cooking with steam is easy. An entire meal can be made in a single cooking process with no taste transfer.



Steam - 40° - 100° heat. An all encompassing function for a variety of uses to provide healthy, flavour packed results.



Fish - 70° - 100° automatic programmes that ensures fish dishes are prepared to perfection.



Grill - Ideal to finish your dish with a golden brown glaze.



Defrost - Ensures a consistent defrost without the risk of cooking the product through.



Meat - 80° - 100° heat with 5 auto programmes that ensure a succulent finish to all meat dishes.



Veg - 5 programmable functions to gently cook all types of vegetables and lock in natural flavours and nutrients.



Pizza - Re-heat a pizza using the grill function for perfectly fresh results.



De scale - For easy cleaning and maintenance, the de-scale function ensures perfect long term operation.

COMPACTS & DRAWERS



MICROWAVE COMBINATION OVEN

RMB45MCBL/SS

- Combination cooking
- 8 Functions
- 6 power levels
- Touch control
- A rated for energy efficiency
- Programmable white LED display
- Glass turntable plate
- High wire rack
- Child lock
- 2 year warranty



MICROWAVE COMBINATION OVEN

ECL45MCBL/BL

- Combination cooking
- 8 Functions
- 6 power levels
- Touch control
- A rated for energy efficiency
- Programmable white LED display
- Glass turntable plate
- High wire rack
- Child lock
- 2 year warranty



WARMING DRAWER

RMB45WDBL/SS



- Hot air warming system
- Controllable heat 30° - 60°
- Handle-less touch to open
- Anti-slip drawer lining

ECL14WDBL/BL



- Hot air warming system
- Temperature ranges from 30°C to 60°C
- Max load 25kg



WINE CABINETS

Designed to provide the optimum conditions for your wine. Rangemaster wine cabinets available in 30cm and 60cm widths offer dual temperature zones, perfect for storing your white, red or sparkling wine.

STORAGE DRAWER

RMB45SDBL/SS



- 25kg capacity
- Handle-less touch to open
- Anti-slip drawer lining

GAS & ELECTRIC HOBS



GAS

RMB60HPNGFGL/



- 60cm
- 4 burner
- Gas
- Black glass
- Rotary controls
- LPG kit included
- Cast iron pan supports

RMB70HPNGFGL/



- 70cm
- 5 burner
- Gas
- Black glass
- Rotary controls
- LPG kit included
- Cast iron pan supports

RMB60HPNGFSS/



- 60cm
- 4 burner
- Gas
- Stainless Steel
- Rotary controls
- LPG kit included
- Cast iron pan supports

RMB70HPNGFSS/



- 70cm
- 5 burner
- Gas
- Stainless Steel
- Rotary controls
- LPG kit included
- Cast iron pan supports

ECL60HPNGFBL/BL



- 60cm
- 4 Burner
- Gas
- Powerful 3.8kW Wok Burner
- LPG kit included
- Cast iron pan supports

ECL75HPNGFBL/BL



- 75cm
- 5 Burner
- Gas
- Powerful 3.8kW Wok Burner
- LPG kit included
- Cast iron pan supports



GAS

ECL90HPNGFBL/BL



- 90cm
- 5 Burner
- Gas
- Powerful 3.8kW Wok Burner
- LPG kit included
- Cast iron pan supports

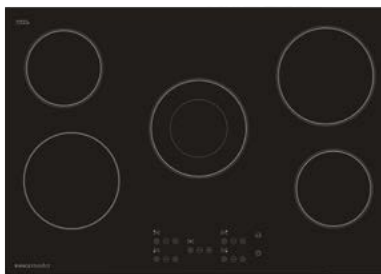
CERAMIC

RMB60HPECGL/



- 60cm
- 4 Zone
- Fast response
- Touch control
- Hot hob indicator
- Child safety lock

RMB75HPECGL/



- 75cm
- 5 Zone
- Fast response
- Touch control
- Hot hob indicator
- Child safety lock

INDUCTION

RMB60HPEIBLGL/



- 4 Zone
- Touch Control
- Electric induction
- Fast response
- Bridging zone

RMB90HPEIBLGL/



- 5 Zone
- Touch Control
- Electric induction
- Hot hob indicator
- Fast response
- Child safety lock



HOODS & SPLASHBACKS

HOODS

ZEST Black White



- Ceiling suspended hood
- 3 speeds plus intensive
- Timer delay setting
- Remote control included
- Re-circulating as standard
- Charcoal and Aluminium filters included
- LED lighting
- 24 hour setting
- 2 year warranty

VESPER Black St.Steel



- Ceiling suspended hood
- 'Up and Down' motorised movement
- 3 speeds plus intensive
- Timer delay setting
- Remote control included
- Re-circulating as standard*
- Charcoal and Aluminium filters included
- 24 hour setting
- 2 year warranty

BELLINI Black White



- Available in 80cm
- Energy efficient
- 4 speeds plus intensive
- Touch control with blue display
- Charcoal and Aluminium filters included
- LED lighting
- Brushless Motor
- Timer Delay
- Available as re-circulating and extraction**
- 2 year warranty

* Also available as extraction
** Chimney sections can only be fitted in extraction mode not recirculation mode.

CHIMNEY Black St.Steel White



- Available in 60, 70, 90, 100 and 110cm
- Re-circulating as standard
- Charcoal and Aluminium filters included
- Dishwasher safe Aluminium grease filters


HOODS

OPAL Black White

- Available in 60, 90 or 100cm
- 3 speeds plus intensive
- Touch control with blue display
- Dishwasher safe Aluminium filters
- Charcoal and Aluminium filters included
- LED lighting
- Available as re-circulating and extraction**

SPLASHBACKS

BLACK



- Available in 60cm and 70cm
- Stainless Steel construction
- 67cm height

STAINLESS STEEL



- Available in 60cm and 70cm
- Stainless Steel construction
- 67cm height



INTEGRATED DISHWASHERS

15 PLACE

P60 - RDWP6015/I54

- 15 place setting
- 6 washing temperatures
- 9 programmes including: Auto, Auto Intensive, Auto Delicate, Rapid & Eco Wash
- Adjustable top level racking
- Upper and lower cutlery baskets
- Touch control panel
- Half load option (3 Modes)
- 1-19 hour delay start
- Extra silent functionality providing a more sensitive and silent wash
- Premium grey racks
- D rated



10 PLACE

P45 - RDWP4510/I54

- Slimline 45cm model
- 10 place setting
- 6 washing temperatures
- 9 programmes including: Auto, Auto Intensive, Auto Delicate, Rapid & Eco Wash
- Adjustable top level racking
- Upper and lower cutlery baskets
- Touch control panel
- Half load option (3 Modes)
- 1-19 hour delay start
- Extra silent functionality providing a more sensitive and silent wash
- Premium grey racks
- D rated



12 PLACE

T60 - RDWT6012/I1E

- 12 place setting
- 4 washing temperatures
- 6 programmes including: Auto, Auto Intensive, Rapid & Eco Wash
- Adjustable top level racking
- Lower cutlery baskets
- Button control panel
- Half load option
- 1-19 hour delay start
- White racks
- E rated



10 PLACE

T45 - RDWT4510/I1E

- Slimline 45cm model
- 10 place setting
- 4 washing temperatures
- 6 programmes including: Auto, Auto Intensive, Rapid & Eco Wash
- Adjustable top level racking
- Lower cutlery baskets
- Button control panel
- Half load option
- 1-19 hour delay start
- White racks
- E rated



the Built-in Collection

RMB606BL/SS



- Single Cavity
- 6 Functions
- Stainless Steel Trim
- Triple Glazed Oven Door

RMB6010BL/SS



- Single Cavity
- 10 Functions
- Stainless Steel Trim
- Triple Glazed Oven Door

RMB6013PBL/SS



- Single Cavity
- 13 Functions
- Soft Close Door
- Pyrolytic Cleaning
- Touch Control

RMB6013BL/SS



- Single Cavity
- 13 Functions
- Stainless Steel Trim
- Touch Control

RMB45WDBL/SS



- 14cm
- Warming Drawer
- Fanned hot air

RMB45SDBL/SS



- 14cm
- Storage Drawer
- 25kg capacity

RMB7245BL/SS



- Built-under Double
- 4 / 5 Functions
- Stainless Steel Rotary Controls

RMB7248BL/SS



- Built-under Double
- 4 / 8 Functions
- Stainless Steel Rotary Controls

RMB9045BL/SS



- 90cm
- 4 / 5 Functions
- Stainless Steel Rotary Controls

RMB9048BL/SS



- 90cm
- 4 / 8 Functions
- Stainless Steel Rotary Controls

RMB45MCBL/SS



- 45cm Compact
- Microwave Combi
- Touch Control

RMB45SCBL/SS



- 45cm Compact
- Steam
- Touch Control

RMB60HPNGFGL/



- 60cm
- 4 Burner Gas on Glass
- Stainless Steel Rotary Controls
- Cast Iron Pan Supports

RMB60HPNGFSS/



- 60cm
- 4 Burner Gas on Steel
- Stainless Steel Rotary Controls
- Cast Iron Pan Supports

RMB70HPNGFGL/



- 70cm
- 5 Burner Gas on Glass
- Stainless Steel Rotary Controls
- Cast Iron Pan Supports

RMB70HPNGFSS/



- 70cm
- 5 Burner Gas on Steel
- Stainless Steel Rotary Controls
- Cast Iron Pan Supports

RMB60HPECGL/



- 60cm
- 4 Zone Ceramic
- Touch Control

RMB75HPECGL/



- 75cm
- 5 Zone Ceramic
- Touch Control



the Eclipse Collection

ECL6013BLG/C



- Single Cavity
- 13 Functions
- Meat Probe
- Rotisserie attachment

ECL6013PBLG/C



- Single Cavity
- 13 Functions
- Pyrolytic Cleaning
- Meat Probe

ECL45SCBL/BL



- 45cm Steam Oven
- 38 Litre Capacity
- Touch Control

ECL45MCBL/BL



- 45cm Combi Microwave
- 8 Cooking Functions
- Touch Control

ECL14WDBL/BL



- 14cm
- Warming Drawer
- Temperature range of 30°C to 80°C

ECL60HPNGFBL/BL



- 60cm
- 4 Burner Gas on Glass
- Powerful 3.8kW Wok Burner
- Cast Iron Pan Supports

ECL75HPNGFBL/BL



- 75cm
- 5 Burner Gas on Glass
- Powerful 3.8kW Wok Burner
- Cast Iron Pan Supports

ECL90HPNGFBL/BL



- 90cm
- 5 Burner Gas on Glass
- Powerful 3.8kW Wok Burner
- Cast Iron Pan Supports

RMB60HPEIBLGL/



- 60cm
- 4 Zone Induction
- Touch Control

RMB90HPEIBLGL/



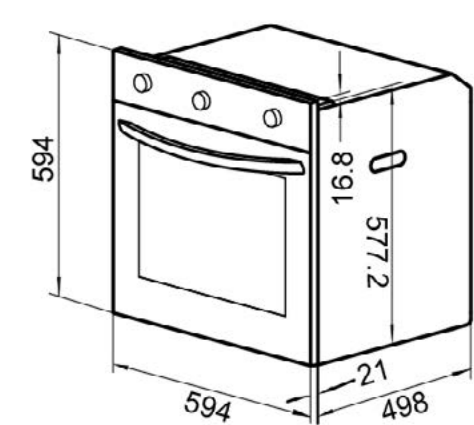
- 90cm
- 5 Zone Induction
- Touch Control



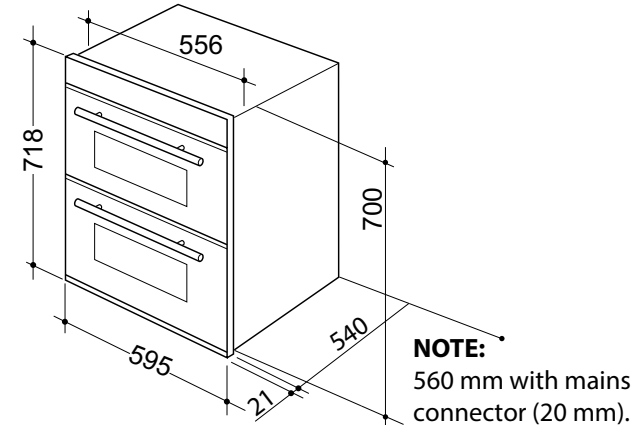
LINE DRAWINGS

For full specifications visit www.rangemaster.co.uk

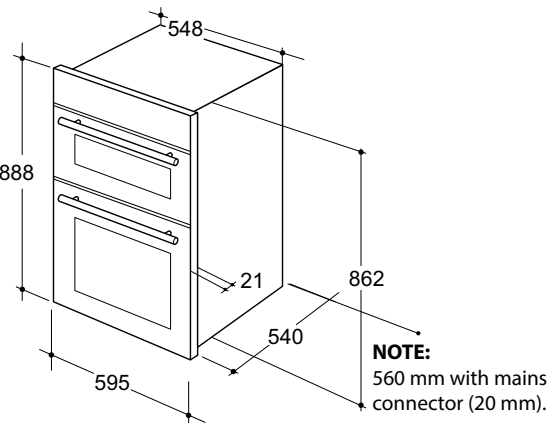
60CM BUILT-IN



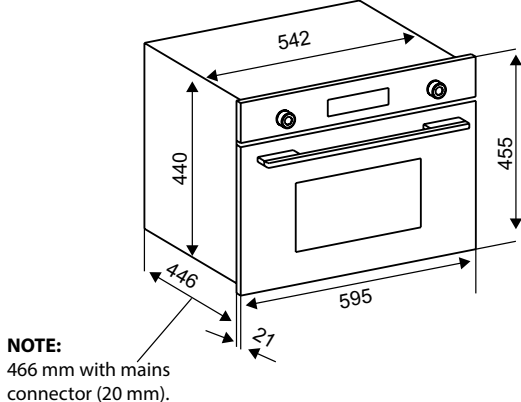
72CM BUILT-IN



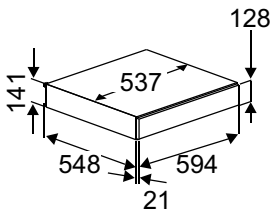
90CM BUILT-IN



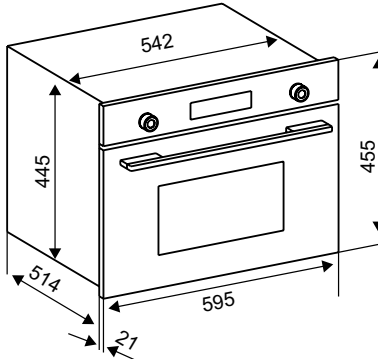
COMPACT STEAM



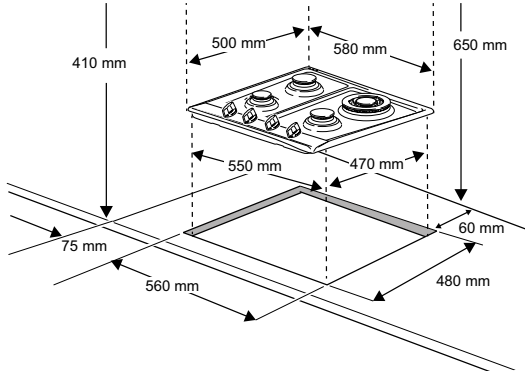
WARMING & STORAGE DRAWERS



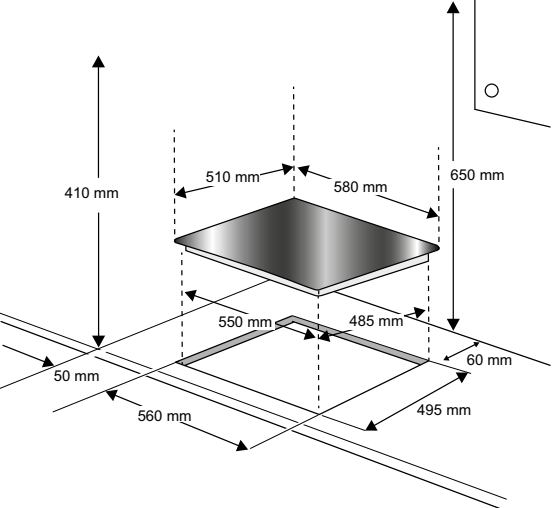
COMPACT MICROWAVE



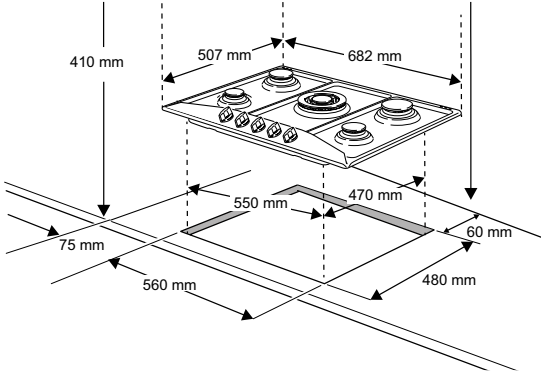
4 BURNER GAS HOB



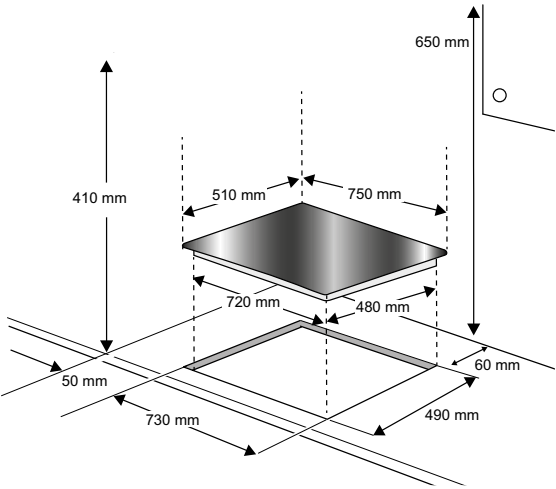
4 ZONE INDUCTION



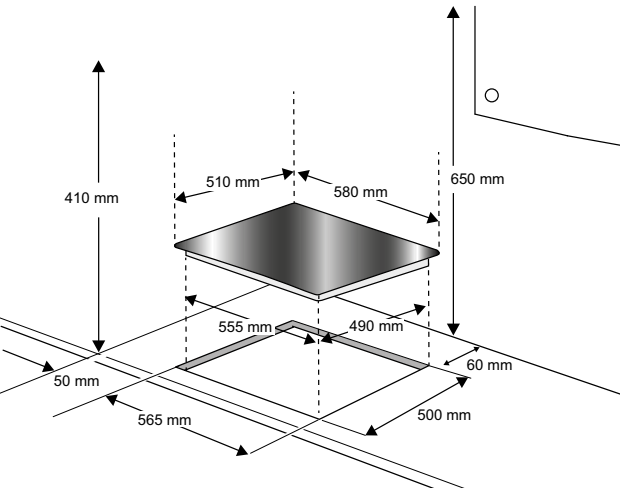
5 BURNER GAS HOB



5 ZONE CERAMIC



4 ZONE CERAMIC



HOODS

	60CM CHIMNEY HOOD			ZEST HOOD				VESPER HOOD				OPAL HOOD				BELLINI HOOD				
WIDTH	598			400				515				598 / 898 / 998				600				
DEPTH	470			400				410				148 - 339				148 - 333				
HEIGHT	725 - 1060			MAX. 1031				MAX. 1305				835 - 1020				710 - 1030				
SPEED	1	2	3	1	2	3	BOOST	1	2	3	BOOST	1	2	3	BOOST	1	2	3	3	BOOST
AIR CAPACITY M3/HOUR*	240	340	470	285	435	540	600	230	345	450	520	300	470	605	690	200	390	500	620	860
AIR CAPACITY M3/HOUR**	250	355	500	295	450	560	630	235	355	460	540	310	490	640	730	210	410	530	660	920
PRESUURE PA	170	220	250	360	450	480	500	360	450	480	500	360	450	480	500	430	440	480	540	630
INPUT W	70	100	145	135	170	215	250	135	170	215	250	135	170	215	250	10	30	55	95	270
NOISE LEVEL DBA***	52	60	66	49	60	65	68	49	60	65	68	52	62	67	70	42	57	62	67	73
DUCTING KIT (MM Ø)****	150	150	150	150	150	150	150	150	150	150	150	150	150	150	150	150	150	150	150	150
ENERGY RATING	E	E	E	C	C	C	C	D	D	D	D	C	C	C	C	A	A	A	A	A

* As per IEC 61591 when cooker hood is in extraction mode ** As per IEC 61591 when there is ‘free air delivery’ *** EN 60704-2-13 method
**** Rangemaster recommend 150mm ducting for optimum performance. A 125mm/150mm conversion kit is supplied with the product.

DISHWASHERS

PRODUCT CODE	P45 INTEGRATED RDWP4510/I54	P60 INTEGRATED RDWP6015/I54	T45 INTEGRATED RDWT4510/I1E	T60 INTEGRATED RDWT6012/I1E
PLACE SETTINGS	10	15	10	12
ENERGY RATING	D	D	E	E
ENERGY EFFICIENCY INDEX	49.9	49.9	55.9	55.9
DRYING PERFORMANCE INDEX	1.07	1.07	1.07	1.07
ECO PROGRAMME ENERGY CONSUMPTION KWH/100 CYCLE	67	86	76	92
ENERGY CONSUMPTION kWh PER CYCLE	188	241	211	258
WATER CONSUMPTION LITRES PER CYCLE	9	9	11	11
WATER CONSUMPTION LITRES PER ANNUM	2520	2520	3080	3080
NOISE RATING	B	B	C	C
NOISE dB	44	42	49	49
NO. OF PROGRAMMES	9	9	6	6
DIMENSIONS (H X W X D)	820 x 448 x 550	820 x 598 x 550	820 x 448 x 550	820 x 598 x 550
GROSS WEIGHT KG	32	38	32	38

E&OE All specifications are subject to change without notice.

Introducing
GEO Intense

Your water. Your function.
Available on demand.

- Features a dual stage safety handle with push button mechanism for ease of use for the user
- Filter cartridge included with tap
- Boiler included, which is easy to install thanks to its fast-fix, tool free connectors
- Intelligent self-diagnostic control on boiler face including filter life and replacement indicator
- Boiler also features a controllable tank temperature range from 75°C-98°C, including holiday and eco mode functions
- Choose from 4 finishes: Chrome, Brushed, Brushed Brass & Matt Black



Steaming Hot 98°C



Crystal Clear Filtered



Domestic Cold



Domestic Hot

4-IN-1 TAP

RANGEmaster

Built-in Collection

Meadow Lane
Long Eaton
Nottingham
NG10 2GD
England

Trade Enquiries

+44 (0)115 946 4000

tradesales@agarangemaster.co.uk

Consumer Enquiries

+44 (0)1926 457628

consumers@agarangemaster.co.uk

rangemaster.co.uk

Copyright AGA Rangemaster Ltd 2023.

Registered in England & Wales under registered number 3872754.

Registered office: Meadow Lane, Long Eaton, Nottingham, NG10 2GD.

Brand names, words and logo are registered trademarks of AGA Rangemaster Ltd.

Rangemaster continuously seeks improvements in specification, design and production of products and thus, alterations take place periodically. Whilst every effort is made to produce up-to-date literature, this brochure should not be regarded as an infallible guide to current specification, nor does it constitute an offer for the sale of any particular product.

01/23 D008331

